



SchoolMoney

Parent User Guide Desktop

Dear parents,

Welcome to **SchoolMoney**; an easy, safe and secure way to pay for your child's trips, dinners and other expenses online via your debit or credit card. The following user guide has been created to take you smoothly through these processes, so that you and the school can gain the most out of the system.

If you have any questions about making payments, simply contact your school and they can get in touch with us!



Contents

1. Logging into SchoolMoney	Page 2
2. Making a Payment	Page 4
3. Dinners	
3a. Dinner Top Up	Page 6
3b. Dinner Bookings	Page 7
4. Clubs	
4a. Club Top Up	Page 10
4b. Club Bookings	Page 11
5. School Shop	Page 13
6. Parental Consent	Page 14
7. History	Page 15
8. FAQ	Page 18



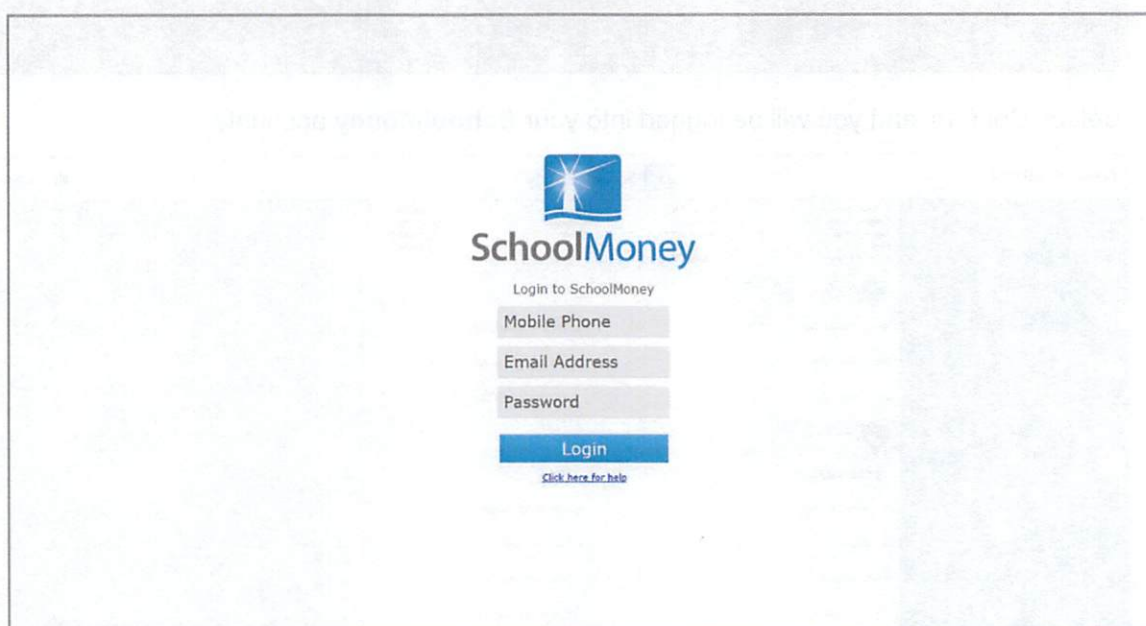

1. Logging into SchoolMoney

To log into your **SchoolMoney** account, you will first need to open a webpage on your device and enter the following address:

www.schoolmoney.co.uk

This will take you to our website.

To be taken to the login page, click on the button in the top right hand corner that says **'PARENTS—CLICK HERE TO LOGIN.'**



To login you need:

- A mobile number
- An email address
- The password that has been provided by the school.

Input this information in the required fields and select 'Login.'

Please note: The school will have sent you a password via text/email.


If you have not received a message with a password in it, please contact the school directly to request one.

www.schoolmoney.co.uk



A pop up box will appear asking you to enter your child's name.

Please only enter your child's **First Name**. This needs to be spelt in the same way as the school has it entered on their system, e.g. If the schools records have your child's name spelt as Samuel you should not enter Sam.



Select 'Confirm' and you will be logged into your **SchoolMoney** account.

Derek's Dev School **SchoolMoney** Help | Logout

Category	Item	Amount	Date	Action
Payments	School Trips:	£1293.33		
	School Funds:	£136.00		
	Swimming:	£177.00		
	Milk:	£38.50		
Other:	Residential:	£350.00		
	Uniform:	£204.49		
	Music:	£67.50		
	School Fees:	£20.00		
Dinners	Typical Trip abroad	£10.00	Fri 03 Mar 2017	+
	After School Club	£1.00	Mon 27 Mar 2017	+
	Break Club	£4.00	Thu 06 Apr 2017	+
Clubs	Unpaid Dinner Money	£3.87		+
	Typical Trip abroad	£10.00	Fri 03 Mar 2017	+
School Shop	SameMoney	£10.00	Fri 18 Nov 2016	+
	Mobile Swimming	£1.00	Fri 23 Sep 2016	+
Parental Consent	Mobile Swimming	£1.00	Fri 16 Sep 2016	+
	Trip 1	£10.00	Tue 30 Aug 2016	+
History	Trip to the West	£10.00	Thu 11 Aug 2016	+
	Cheque Uniform	£10.00	Wed 13 Jul 2016	+

Dinner Credit: £0.00
Club Credit: £0.00

Total To Pay: £0.00

Make Payment

VISA MASTERCARD AMERICAN EXPRESS

Please note: If for any reason it won't allow you to log on, we would advise that you contact your school to double check the mobile number/email address that they have recorded against your child on **SchoolMoney**. If you are entering different details to the school, you will be unable to login until the school change your child's details.

2. Making a Payment



Once you have logged into your account, you will then be able to make payments for your child.

If you have more than one child that attends the school then their payments will show beneath their names. Names are listed alphabetically.

Any dinner arrears that your child has accumulated will appear first on the list, followed by payments that the school has set up for things such as trips, clubs and fees.

To pay for an item select the + sign next to the payment. This will add the payment to the basket and turn the payment yellow to show that it has been selected.

You may find that some of your payments are highlighted in a different colour:

- Green: this means that you can pay off the amount in smaller chunks up until the due date, when you will need to pay it off in full. Click into the green box and amend the amount.
- Orange: this means you can pay as much towards this payment as you would like. This will then remove any remaining cost so that you do not have to pay any more towards it. You can pay either more or less than the amount stated.

You will also be able to see that some of your due dates are in grey and some of them are in red. The due dates that are marked in red are payments that are overdue and need to be paid as soon as possible.



You may also find that when you select a certain payment, a pop up will appear asking for your consent. You will have to give your consent to pay for this item/instalment.

dev.behaviourwatch.co.uk says:

Parental permission is required. Do you give your consent for this item?

☐ Prevent this page from creating additional dialogs.

OK Cancel

Once you have selected all of the payments you would like to purchase you will find them listed on the right hand side of your screen. If you want to remove anything from your basket at this point, click the X next to the item. Click on the 'Make Payment' button when you are ready to check out.

Derek's Dev School **SchoolMoney** Help Logout

Payments	School Trip: £1293.33	Other: £105.00
Dinners	School Fund: £136.00	Residential: £350.00
Clubs	Swimming: £177.00	Uniform: £204.49
School Shop	Hike: £38.50	Music: £67.50
Parental Consent	School Fees: £20.00	
History		

Claire

After School Club w/C Mon 27 Mar 2017 £1.00 X

David

Typical Trip abroad £10.00 Fri 03 Mar 2017 +

After School Club £1.00 Mon 27 Mar 2017 X

Break Club £4.00 Thu 06 Apr 2017 +

David

Unpaid Dinner Money £3.67 X

Typical Trip abroad £10.00 Fri 03 Mar 2017 +

SameMoney £10.00 Fri 19 Nov 2016 +

Mobile Swimming £1.00 Fri 23 Sep 2016 +

Mobile Swimming £1.00 Fri 16 Sep 2016 X

Trip 1 £10.00 Tue 30 Aug 2016 +

Trip to the West £10.00 Thu 11 Aug 2016 +

Cheque Uniform £10.00 Wed 13 Jul 2016 +

Dinner Credit: £0.00

Club Credit: £0.00

Total To Pay: £5.67

Make Payment

VISA

The system will take you to a screen where you can enter your card details. You will have to do this every time that you want to make a payment due to security on the system. **We do not store debit/credit card details.**

► Pay using credit or debit card

We accept:

1 About the Cardholder

Name

2 About the Card

Card Number

Security Number

Expiry Date

3 Confirm

You are about to pay £0.10 from your credit or debit card.

Pay Now

Your payment is protected by:

© 1998-2016 Paysafe Plc. All rights reserved. | [Paysafe Privacy Policy](#)

A confirmation pop up will appear once you have selected 'Pay Now' so that you know the details have been processed and you will receive an email receipt shortly afterwards.

3. Dinners



3a. Dinner Top Up

If your school asks you to top up your child's dinner account then this will be found in the Dinners section of the options menu on the left hand side of your screen.

Derek's Dev School | SchoolMoney | Help | Logout

Left-hand Menu: Payments, **Dinners** (highlighted), Clubs, School Shop, Parental Consent, History

Transaction	Amount	Date	Action
Typical Trip abroad	£10.00	Fri 03 Mar 2017	+
After School Club	£1.00	Mon 27 Mar 2017	+
Break Club	£4.00	Thu 06 Apr 2017	+
Unpaid Dinner Money	£3.87		+
Typical Trip abroad	£10.00	Fri 03 Mar 2017	+
SameMoney	£10.00	Fri 18 Nov 2016	+
Mobile Swimming	£1.00	Fri 23 Sep 2016	+
Mobile Swimming	£1.00	Fri 16 Sep 2016	+
Trip 1	£10.00	Tue 30 Aug 2016	+
Trip to the West	£10.00	Thu 11 Aug 2016	+
Cheque Uniform	£10.00	Wed 13 Jul 2016	+

Right-hand Side: Shopping cart icon, Dinner Credit: £0.00, Club Credit: £0.00, Total To Pay: £0.00, Make Payment button, VISA, Mastercard, American Express logos.

When you click on Dinners it will come up with a screen that shows your child's dinner balance with an option to top up below

Derek's Dev School | SchoolMoney | Help | Logout

Left-hand Menu: Payments, **Dinner Top Up** (highlighted), Clubs, School Shop, Parental Consent, History

Child	Current Balance	Top Up Amount	Action
Claire	£1.25	£5.00	+
David	£3.02	£5.00	+
Jane	£1.50	£5.00	+
Jarrett	£11.24	£5.00	+
Maxwell	£1.89	£5.00	+
Nathaniel	£0.24	£5.00	+
Rick	£135.71	£5.00	+

Right-hand Side: Shopping cart icon, Dinner Credit: £0.00, Club Credit: £0.00, Total To Pay: £0.00, Make Payment button, VISA, Mastercard, American Express logos.

To top up, change the cost in the green box to the amount you would like to pay and click the + sign. This will add the cost to your basket on the right.



3b. Dinner Bookings

If your school wants you to book dinners, there are a few ways that they could ask you to do this.

Please note: If your child is eligible for free school meals or universal infant free school meals then you can book as normal but you will not be charged.

Regardless of the various options, the first thing that you need to do is go to Dinners in the options menu. This will take you to a screen which will show each of the dinner weeks that are available to pre-book under your child's name.

Payments	Claire	£1.25
Dinners	Year 15 Lunch W/C: Mon 24 Apr 2017	+
	Year 15 Lunch W/C: Mon 15 May 2017	+
	Year 15 Lunch W/C: Mon 22 May 2017	+
	Year 15 Lunch W/C: Mon 05 Jun 2017	+
	Year 15 Lunch W/C: Mon 12 Jun 2017	+
	Year 15 Lunch W/C: Mon 19 Jun 2017	+
	Year 15 Lunch W/C: Mon 26 Jun 2017	+
	Year 15 Lunch W/C: Mon 03 Jul 2017	+
	Year 15 Lunch W/C: Mon 10 Jul 2017	+
	Year 15 Lunch W/C: Mon 17 Jul 2017	+
	Year 15 Lunch W/C: Mon 31 Jul 2017	+
	Year 15 Lunch W/C: Mon 09 Oct 2017	+
	Year 15 Lunch W/C: Mon 16 Oct 2017	+
	Year 15 Lunch W/C: Mon 11 Dec 2017	+
	Year 15 Lunch W/C: Mon 01 Jan 2018	+
	Year 15 Lunch W/C: Mon 12 Feb 2018	+

Dinner Credit: £0.00
Club Credit: £0.00
Total To Pay: £0.00
Make Payment

Pre-Booking Specific Meal Options

If your school asks you to book specific meal options for your child:

- Select the + sign next to the week you would like to pre-book.

Year 15 Lunch W/C: Mon 24 Apr 2017	
Monday	No Dinner Chosen
Tuesday	No Dinner Chosen
Wednesday	No Dinner Chosen
Thursday	No Dinner Chosen
Friday	No Dinner Chosen

Total £0.00 Update Booking

- Select the drop down box next to the day you want to book for and choose one of the options available.



Year 15 Lunch W/C: Mon 24 Apr 2017

Monday	£0.00 - Packed Lunch ▼	
Tuesday	£0.00 - Jac Potato Tuna/Be ▼	Show Allergy
Wednesday	£0.00 - Chop Suey with rice ▼	
Thursday	£0.00 - Oven Roasted Chic ▼	Show Allergy
Friday	£0.00 - Oven Roasted Chic ▼	Show Allergy

Total £0.00 [Update Booking](#)

- Once all meals have been chosen, click the 'Update Booking' button in the bottom right hand corner.
- You can repeat for any other weeks you want to book.

Pre-Booking Dinner Days

If your school requests you pre-book dinner days for your child, then:

- Select the + sign next to the week you would like to pre-book.

Year 15 Lunch W/C: Mon 12 Jun 2017

Cost per meal: £1.01

Monday	<input type="checkbox"/>	£0.00
Tuesday	<input type="checkbox"/>	£0.00
Wednesday	<input type="checkbox"/>	£0.00
Thursday	<input type="checkbox"/>	£0.00
Friday	<input type="checkbox"/>	£0.00

Total £0.00 [Add To Basket](#)

- Tick the box next to the day you would like your child to eat.
- Once all of the days have been chosen, click the 'Update Booking' button in the bottom right hand corner.
- A pop up box will appear letting you know that the booking has been saved.
- Repeat for any other weeks you want to book.



Pre-Booking Meat and Vegetarian Options

If your school wants you to book whether your child is having a meat meal or a vegetarian meal:

- Select the + sign next to the week you would like to pre-book.

Year 15 Lunch W/C: Mon 24 Apr 2017

Cost per meal: £1.45

Monday	No Meal ▼	£0.00
Tuesday	No Meal ▼	£0.00
Wednesday	No Meal ▼	£0.00
Thursday	No Meal ▼	£0.00
Friday	No Meal ▼	£0.00

Total £0.00 Add To Basket

- In the drop down box next to the day you would like to book, choose the option of Meat or Veg.

Year 15 Lunch W/C: Mon 24 Apr 2017

Cost per meal: £1.45

Monday	Meat ▼	£0.00
Tuesday	Meat ▼	£0.00
Wednesday	Veg ▼	£0.00
Thursday	No Meal ▼	£0.00
Friday	Meat ▼	£0.00

Total £0.00 Add To Basket

- Tick the box next to the day you would like your child to eat.
- Once all of the days have been chosen, click the 'Update Booking' button in the bottom right hand corner.
- A pop up box will appear letting you know that the booking has been saved.
- Repeat for any other weeks you want to book.

4. Clubs



4a. Club Top Up

If your school asks you to top up your child's club account then this will be found in the Club section of the options menu.

The screenshot shows the SchoolMoney app interface for 'Derek's Dev School'. The left-hand menu has several options: Payments, Dinners, Clubs (highlighted with a yellow circle and a yellow arrow), School Shop, Parental Consent, and History. The main area displays a list of transactions for a child named Claire, including 'Typical Trip abroad' (£10.00), 'After School Club' (£1.00), and 'Break Club' (£4.00). At the bottom right, there is a summary section showing 'Dinner Credit: £0.00', 'Club Credit: £0.00', and 'Total To Pay: £0.00', along with a 'Make Payment' button and logos for VISA, Mastercard, and Apple Pay.

When you click on Clubs it will come up with a screen that shows your child's club balance with the option to top up below.

The screenshot shows the 'Clubs' section of the SchoolMoney app. The left-hand menu is the same as the previous screenshot. The main area displays a list of club transactions for multiple children. For Claire, there is a 'Club Top Up' option with a green box containing the value '£5.00' and a '+' sign next to it, which is highlighted with a yellow circle. Other children listed include David, Jane, Maxwell, and Nathaniel, each with their own 'Club Top Up' options. At the bottom right, the summary section shows 'Dinner Credit: £0.00', 'Club Credit: £0.00', and 'Total To Pay: £0.00', with a 'Make Payment' button and logos for VISA, Mastercard, and Apple Pay.

To top up, change the cost in the green box to the amount you would like to pay and click the + sign. This will add the cost to the total at the bottom of your screen, as well as your basket.



4b. Club Bookings

If your school asks you to pre-book your child's club sessions then this will be found in the Clubs section of the options menu.

Each club that is available to book will appear underneath your child's name and will be listed in date order. They appear on a week by week basis.

The screenshot shows the SchoolMoney interface for Derek's Dev School. On the left is a navigation menu with options: Payments, Dinners, Clubs, School Shop, Parental Consent, and History. The main area displays a list of children and their club bookings. Each child's name is followed by a total amount (e.g., £21.00 for Claire). Below each child's name, there are rows for club sessions, each with a date (e.g., 'After School Club - WC: Mon 28 Aug 2017') and a '+' button to add the session to the basket. The right side of the page features a large shopping cart icon and a summary section showing 'Dinner Credit: £0.00', 'Club Credit: £0.00', and 'Total To Pay: £0.00'. At the bottom right, there is a 'Make Payment' button and logos for VISA, Mastercard, and American Express.

To book:

- Click on the + sign next to the week you would like to pre-book. This will open the booking and show you the days that are available.

This screenshot shows the booking interface for Claire's club sessions. It displays a list of days (Monday through Friday) with a dropdown menu next to each day to select the number of sessions. The total amount is shown as £0.00, and there is an 'Add To Basket' button at the bottom right.

- Click on the drop down box next to the day you would like to book and choose the session you need.

This screenshot shows the booking interface for Claire's club sessions after selecting the number of sessions for each day. The dropdown menus are now populated with the selected values (e.g., 2 for Monday, 3 for Tuesday). The total amount remains £0.00, and the 'Add To Basket' button is still present at the bottom right.



- Once all sessions have been chosen, click the 'Add to Basket' button in the bottom right hand corner.

Derek's Dev School **SchoolMoney** Help | Logout

Payments	Rick	£9.00	Trevor
Dinners	Rick - Club Top Up	£5.00 +	After School Club W/C: Mon 28 Aug 2017 £12.00 X
Clubs	After School Club - W/C: Mon 28 Aug 2017	+	
School Shop	Susan	£14.50	
Parental Consent	Susan - Club Top Up	£5.00 +	
History	After School Club - W/C: Mon 28 Aug 2017	+	
	Trevor	£4.00	
	Trevor - Club Top Up	£5.00 +	
	After School Club - W/C: Mon 28 Aug 2017	+	
	Jarrett	£2.00	
	Jarrett - Club Top Up	£5.00 +	
	Robert	£0.00	
	Robert - Club Top Up	£5.00 +	
	Jon	£8.00	
	Jon - Club Top Up	£5.00 +	

Dinner Credit: £0.00

Club Credit: £0.00

Total To Pay: £12.00

[Make Payment](#)

VISA Mastercard

- A pop up box will appear letting you know that the booking has been saved. The club will highlight in yellow to show that it has been added to your basket.
- Repeat for any other weeks you want to book.



5. School Shop

If there is a school shop in which you can purchase items such as uniform or stationery, then the school may make this available in the shop section of the system. This section will always be available for you to log in and order/pay for.

Derek's Dev School | SchoolMoney | Help | Logout

Payments | Dinners | Clubs | **School Shop** | Parental Consent | History

School Trips: £1293.33 | Other: £105.00
School Fund: £136.00 | Residential: £350.00
Swimming: £177.00 | Uniform: £204.49
Milk: £55.50 | Music: £67.50
School Fees: £20.00

Claire

typical Trip abroad	£10.00	Fri 03 Mar 2017	+
After School Club	£1.00	Mon 27 Mar 2017	+
Break Club	£4.00	Thu 06 Apr 2017	+
David			
Unpaid Dinner Money	£3.87		+
Typical Trip abroad	£10.00	Fri 03 Mar 2017	+
SameMoney	£10.00	Fri 10 Nov 2016	+
Mobile Swimming	£1.00	Fri 23 Sep 2016	+
Mobile Swimming	£1.00	Fri 16 Sep 2016	+
Trip 1	£10.00	Tue 30 Aug 2016	+
Trip to the West	£10.00	Thu 11 Aug 2016	+
Cheque Uniform	£10.00	Wed 13 Jul 2016	+

Dinner Credit: £0.00 | Total To Pay: £0.00
Club Credit: £0.00 | Make Payment

VISA | MASTERCARD | AMEX | PAYCOM

You will be able to purchase items for all of your children, so please ensure the correct child is selected.

Derek's Dev School | SchoolMoney | Help | Logout

Payments | Dinners | Clubs | **School Shop** | Parental Consent | History

Claire

Claire - £1.00 Top Up	£1.00	+
Claire - £2.00 Top Up	£2.00	+
Claire - 9' Shirt	£10.00	+
Claire - Apple	£1.10	+
Claire - Auto Item 1	£1.00	+
Claire - Auto Item 2	£1.00	+
Claire - Bag of Dice	£4.50	+
Claire - Cake	£1.50	+
Claire - Chocolate Bar	£0.49	+
Claire - Exercise Book	£1.00	+
Claire - Lesson Book	£3.00	+
Claire - Notepad	£2.50	+
Claire - Packet of Crisps	£0.50	+
Claire - Peanut butter & Jelly sandwich	£1.00	+

Dinner Credit: £0.00 | Total To Pay: £0.00
Club Credit: £0.00 | Make Payment

VISA | MASTERCARD | AMEX | PAYCOM

Select the + sign next to the item you would like to purchase. This will add the cost to basket on the left hand side of the screen.

If you want to purchase more than one item, select the + sign as many times as you need.



6. Parental Consent

When schools set up payments, such as school trips or clubs, they can request that you give parental consent when you pay.

Derek's Dev School		SchoolMoney		Help Logout	
Payments	School Trip:	£1293.33	Other:	£105.00	
Dinners	School Fund:	£136.00	Residential:	£350.00	
Clubs	Swimming:	£177.00	Uniform:	£204.49	
School Shop	Halls:	£38.50	Music:	£67.50	
Parental Consent	School Fees:	£20.00			
History					

Claire			
Typical Trip abroad	£10.00	Fri 03 Mar 2017	+
After School Club	£1.00	Mon 27 Mar 2017	+
Break Club	£4.00	Thu 06 Apr 2017	+
David			
Unpaid Dinner Money	£3.87		+
Typical Trip abroad	£10.00	Fri 03 Mar 2017	+
SameMoney	£10.00	Fri 10 Nov 2016	+
Mobile Swimming	£1.00	Fri 23 Sep 2016	+
Mobile Swimming	£1.00	Fri 16 Sep 2016	+
Trip 1	£10.00	Tue 30 Aug 2016	+
Trip to the West	£10.00	Thu 11 Aug 2016	+
Cheque Uniform	£10.00	Wed 13 Jul 2016	+

Total To Pay: £0.00	
Dinner Credit: £0.00	
Club Credit: £0.00	
Make Payment	

This section of your account enables you to check which payments you have given consent for and amend as appropriate.

Select the + sign next to the child and give or take away consent as needed by selecting the box next to the relevant payment.

Claire			
Club / Extended Services			
After School Club	Wed 15 Mar 2017		<input checked="" type="checkbox"/>
Music			
Winter Festival Choir	Mon 28 Nov 2016		<input type="checkbox"/>
School Fees			
SameMoney	Fri 18 Nov 2016		<input type="checkbox"/>
Club / Extended Services			
After School Club	Sun 04 Sep 2016		<input type="checkbox"/>
School Trip			
Round Trip around the world	Fri 02 Sep 2016		<input type="checkbox"/>
Club / Extended Services			
After School Club	Tue 30 Aug 2016		<input type="checkbox"/>
Swimming			
Mobile Swimming	Fri 26 Aug 2016		<input type="checkbox"/>

A green box means that you have given consent, a blank box means that you haven't. To give consent for a payment simply check the blank box and it will turn green.

A pop up box will appear letting you know this consent has been saved.



7. History

If you would like to know what transactions you have made or you would like to see what dinners/club sessions have been taken, you can find this in the History section.

Derek's Dev School | SchoolMoney | Help | Logout

Payments | Dinners | Clubs | School Shop | Parental Consent | **History**

Claire

Description	Amount	Date	Action
Typical Trip abroad	£10.00	Fri 03 Mar 2017	+
After School Club	£1.00	Mon 27 Mar 2017	+
Break Club	£4.00	Thu 06 Apr 2017	+

David

Description	Amount	Date	Action
Unpaid Dinner Money	£3.87		+
Typical Trip abroad	£10.00	Fri 03 Mar 2017	+
SameMoney	£10.00	Fri 18 Nov 2016	+
Mobile Swimming	£1.00	Fri 23 Sep 2016	+
Mobile Swimming	£1.00	Fri 16 Sep 2016	+
Trip 1	£10.00	Tue 30 Aug 2016	+
Trip to the West	£10.00	Thu 11 Aug 2016	+
Cheque Uniform	£10.00	Wed 13 Jul 2016	+

Dinner Credit: £0.00
Club Credit: £0.00
Total To Pay: £0.00
Make Payment

VISA | M | C | B

The first tab available is the **Transaction History** tab. This tab gives you a breakdown of any payments you have made, whether that be by debit/credit card or by cash/cheque within the school.

Derek's Dev School | SchoolMoney | Help | Logout

Transaction History | Club History | Dinner History | Dinner Bookings

Claire

Description	Amount	Date	Payment Method
Band Aid	£ of 9		
Instalment	£10.00		
Paid		Wed 05 Apr 2017	
Refunded			
Payment Method			Cash
Dairy Delivery	3 of 3		
Instalment	£3.34		
Paid		Wed 05 Apr 2017	
Refunded			
Payment Method			Cash
Packet of Crisps	£0.50		
Instalment			
Paid		Tue 04 Apr 2017	
Refunded			
Payment Method			Cheque
Peanut butter & Jelly sandwich			
Instalment			
Paid	£1.00		
Payment Date		Tue 04 Apr 2017	
Refunded			
Payment Method			Cheque
Peanut butter & Jelly sandwich			

Dinner Credit: £0.00
Club Credit: £0.00
Total To Pay: £0.00
Make Payment

VISA | M | C | B



The **Club History** tab will give you a breakdown of the club sessions your child has taken and whether you have paid for them or not. There is also a key to help you see exactly what each block means.

Derek's Dev School SchoolMoney Help Logout

- Payments
- Dinners
- Clubs
- School Shop
- Parental Consent
- History

Transaction History	Club History	Dinner History	Dinner Bookings
Jarrett			
Description: Breakfast Club			
Start Date: Mon 17 Oct 2016			
End Date: Fri 21 Oct 2016			
Cost So Far: £1.00			
Paid So Far: £0.00			
<div> <div>Mon</div> <div>Tue</div> <div>Wed</div> <div>Thu</div> <div>Fri</div> </div>			
Weekly Total: £1.00			
Amount Paid: £0.00			
Amount Due: £1.00			
Description: Breakfast Club			
Start Date: Mon 19 Sep 2016			
End Date: Fri 23 Sep 2016			
Cost So Far: £1.00			
Paid So Far: £0.00			
<div> <div>Mon</div> <div>Tue</div> <div>Wed</div> <div>Thu</div> <div>Fri</div> </div>			
Weekly Total: £1.00			
Amount Paid: £0.00			
Amount Due: £1.00			

Shopping Cart Icon

Dinner Credit: £0.00
Club Credit: £0.00
Total To Pay: £0.00
[Make Payment](#)

The **Dinner History** tab will give you a breakdown of the meals your child has taken and the cost of these meals. There is also a key to help you see exactly what each block means.

Derek's Dev School SchoolMoney Help Logout

- Payments
- Dinners
- Clubs
- School Shop
- Parental Consent
- History

Transaction History	Club History	Dinner History	Dinner Bookings
Claire			
David			
Dinner: Year 15 Lunch			
Start Date: Mon 19 Feb 2018			
End Date: Fri 23 Feb 2018			
<div> <div>Mon</div> <div>Tue</div> <div>Wed</div> <div>Thu</div> <div>Fri</div> </div>			
Weekly Total: £5.00			
Dinner: Year 15 Lunch			
Start Date: Mon 12 Feb 2018			
End Date: Fri 16 Feb 2018			
<div> <div>Mon</div> <div>Tue</div> <div>Wed</div> <div>Thu</div> <div>Fri</div> </div>			
Weekly Total: £4.50			
Dinner: Year 15 Lunch			
Start Date: Mon 11 Dec 2017			
End Date: Fri 15 Dec 2017			
<div> <div>Mon</div> <div>Tue</div> </div>			

Shopping Cart Icon

Dinner Credit: £0.00
Club Credit: £0.00
Total To Pay: £0.00
[Make Payment](#)



If your school uses the option of pre-booking specific meals online, you will be able to use the **Dinners Booked** tab.

This tab shows all the meals that have been booked for your child and on what days.

Derek's Dev School
SchoolMoney
Help | Logout

- Payments
- Dinners
- Clubs
- School Shop
- Parental Consent
- History

- Transaction History
- Club History
- Dinner History
- Dinner Bookings

Claire

Date	Thu 19 Oct 2017
Description	Burger
Cost	£0.00
Date	Wed 18 Oct 2017
Description	Burger
Cost	£0.00
Date	Tue 17 Oct 2017
Description	BLT Sandwich
Cost	£1.50
Date	Mon 16 Oct 2017
Description	Croissant
Cost	£0.00
Date	Mon 17 Jul 2017
Description	Jac Potato Tuna/Beans&Cheese & Harile Sponge & Cus
Cost	£1.00
Date	Tue 11 Jul 2017
Description	Dinner Booking
Cost	-
Date	Mon 10 Jul 2017
Description	Dinner Booking
Cost	-
Date	Mon 03 Jul 2017
Description	Dinner Booking
Cost	-

Dinner Credit:
£0.00
Club Credit:
£0.00

Total To Pay:
£0.00

Make Payment

VISA
MasterCard
American Express

If you need to amend any bookings, please follow the original steps. You will not be asked to pay for these amendments.



8. FAQ

Do I have to pay online?

Your child's school will advise you whether they are going completely cashless or not. If not, then you will still be able to pay by cash or cheque in the school office. If you are unsure, it is best that you check with the school directly.

Do I have to pay for the whole expense in one go?

The school may set the payment to allow partial payments or payments by instalment. This is up to the school and depends on what they are asking you to pay for.

What happens if I change my mobile number or email address?

If you change any of your contact details, you need to let the school know as soon as possible. If they do not have the correct contact details for your child then you may not be able to access your **SchoolMoney** account and you won't receive message updates from the school.

Does SchoolMoney store my card details when I make a payment?

SchoolMoney never stores card details, making the process of paying for your child's school items highly secure. Each time you start the payment process you will need to input your card details.

What happens if I have more than one child at the school?

You will receive a password for each child that you have registered at the school. However, if you sign in under one child's details then all of your children will be registered on the account. This enables you to pay for every child at once, not just the one you have signed in with. This is done automatically.

What happens if I forget my password?

If you have forgotten the password that the school has sent out to you or you have deleted the message then you will need to contact the school directly. They will be able to issue you a password reminder.

Can I change my password?

You cannot change your **SchoolMoney** password. The system automatically generates the password for you and it stays the same for the duration of your child's stay at the school.

Do you offer the facility to pay by PayPal?

We do not currently offer the facility to pay by PayPal. If you would like more information on which payment methods the school allows other than online, you will need to contact them directly.

Do you offer the facility to pay by PayPoint?

PayPoint enables you to pay for your child's trips, dinners, etc without using the online facility. You will need to contact your child's school and request a PayPoint barcode sheet. Once you have this sheet, take it to your local PayPoint and ask them to scan the relevant barcode. You can pay by cash or card. **Please contact your school to see if this is a feature available to you.**



Can I access the website on multiple devices?

Yes! You can use your computer/laptop, your mobile phone or a tablet. As long as you have access to the internet, you will be able to log in and pay.

What happens if I pay for the wrong thing?

If you have paid for the wrong item or on the wrong child, you will need to contact your child's school and explain to them what has happened. They will either be able to move the money as requested, or process a refund so that you can pay for the correct payment.

What if the school doesn't have my mobile number or email address?

If the school doesn't have either of these details, they cannot contact you with your password. You need to provide them with one of these options at the least. If they have your mobile number but not your email address you can input this into the login page and these details will be saved against your child's record.

What happens if I can't log on because of 'Invalid Login Details?'

If you are receiving the error message telling you that you have invalid log in details, it will be because one of the fields you are entering is incorrect. The mobile number and email address that you are entering has to match the details that the school has against your child's record. If they do not match it will not allow you to login. We advise that you contact the school to double check these details and request that they resend your password to you.

Who do I contact if I need help?

If you have questions or need help with anything, you must contact your school directly. They will be able to answer your questions or pass the information over to us.

What happens if I am separated from my partner and we both want to pay?

At the moment we only allow one account per child. If you do not want to share your login details with an ex-partner, we would advise that they use other forms of payment such as PayPoint (if this is part of the schools package) or card within the school.

I am logging in with one child but cannot see my other children, what is wrong?

If your children attend the same school but you cannot see them when logging in, it will be because they are not linked as siblings on the **SchoolMoney** system. To link children as siblings the mobile numbers and email addresses need to be the same. We advise that you contact the school and ask them to check that all of your children's details match.

I know that I am in credit and would like a refund, how do I do this?

If you can see that there is a credit on your account and you would like that money back, you will need to contact the school directly. Only the school can process this refund back to you.

I want to pay using childcare vouchers. How do I do this?

Currently there is not the facility to pay using childcare vouchers through our online system. You can let the school know and they will mark this on manually for you.

